

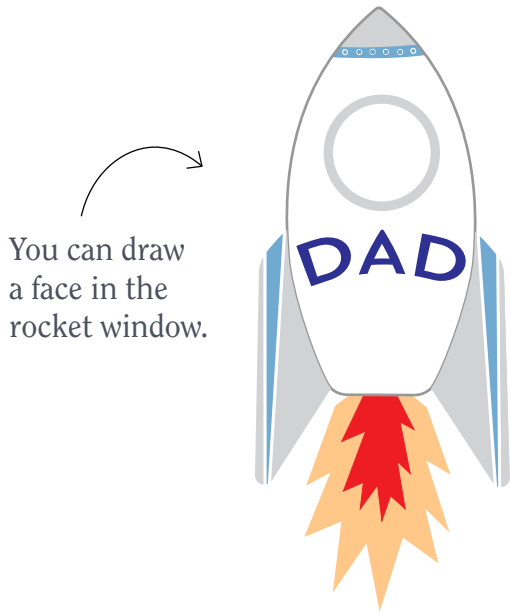
# Father's Day Card



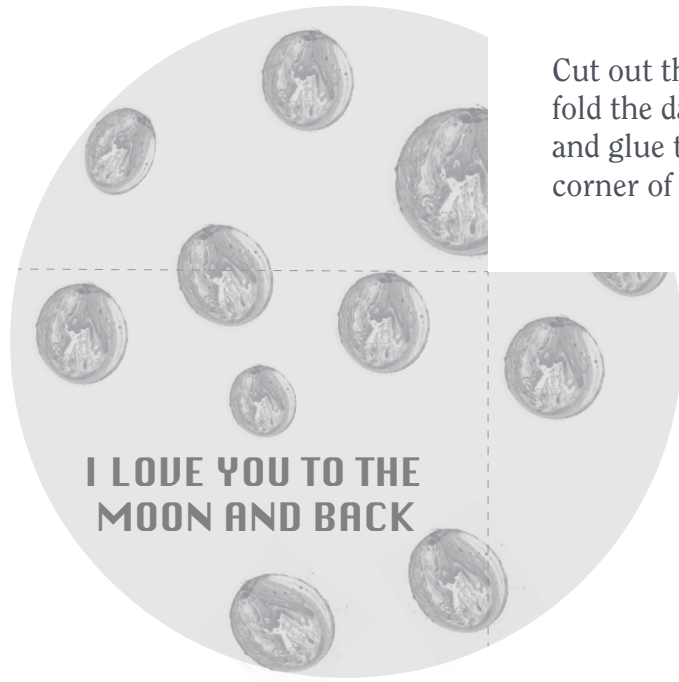
←  
Cut grey line  
for rocket tab  
to slide up

←  
Fold along  
dashed line

# Father's Day Card Accessories





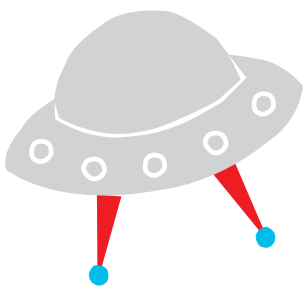
You can draw a face in the rocket window.



Cut out the moon, fold the dashed lines and glue to the top corner of the card.




Cut out the tab, fold and glue to the back of the rocket to make it slide up and down.



Add any of these accessories to the inside or outside of your card, or the envelope.



# Father's Day Envelope



Meri Meri