



# Shadow Puppets




Cut out the ghost's eyes and mouth so that the light shines through. You can ask an adult to use a craft knife for this.




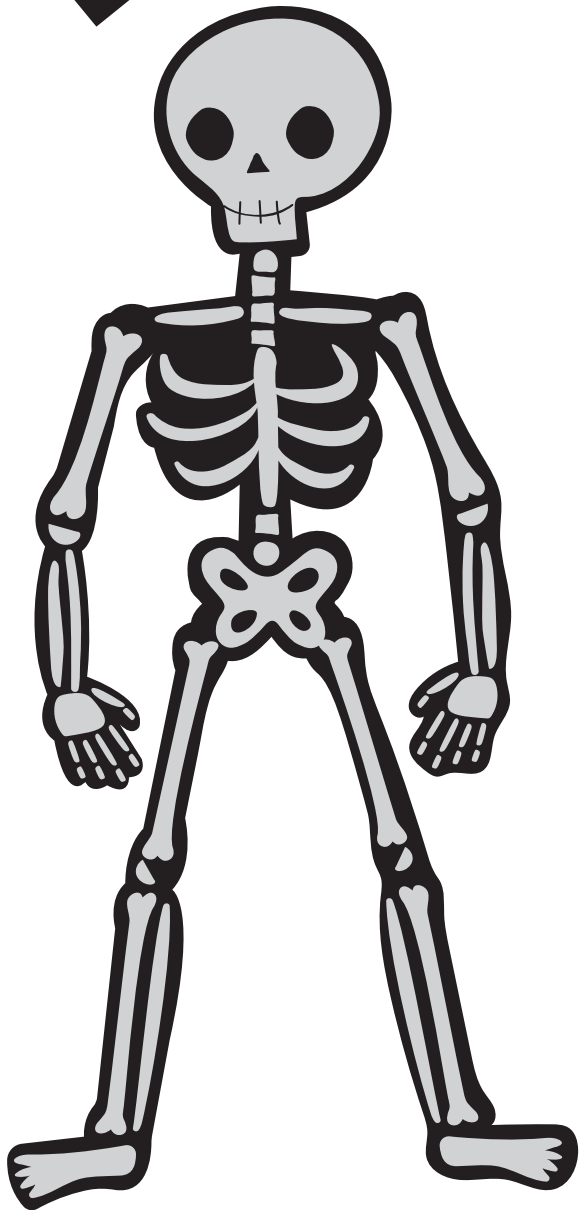
# Shadow Puppets



# Shadow Puppets



To make a hanging spider, cut out and make a crease along each dashed line. Attach some thread to the body.



Cut out the skeleton's eyes so that the light shines through.

# Shadow Puppets



You can hang your bats with thread or attach them to sticks. Punch holes for eyes if you wish.

# Scenery & Shadow Puppets



Cut out the eyes and beak so the light shines through. You will probably need an adult to use a craft knife for this.




Cut out the windows in the Haunted House. Your shadow puppet characters can pop up and appear in the windows. Make a simple cardboard stand for the house.

*Meri Meri*

# Scenery & Shadow Puppets




Cut out the R.I.P. letters.



Make simple cardboard stands for this scenery.

*Meri Meri*

# Shadow Puppets



Cut out the R.I.P. letters  
and face features.




## Audience Participation Signs

**WOO! BOO!**

**APPLAUSE!**


**THE END**

You can make a  
folded stand-up sign.





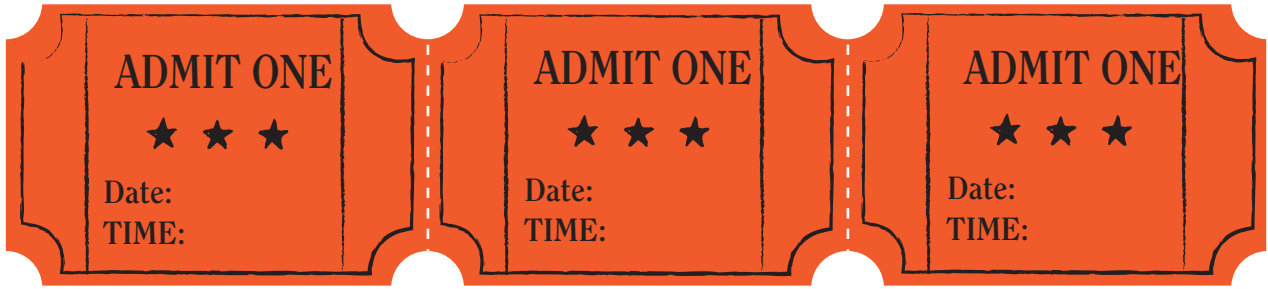
**Take your seats.**

**The show will  
begin shortly.**





# Shadow Puppet Theatre Tickets



Blank for your own designs.